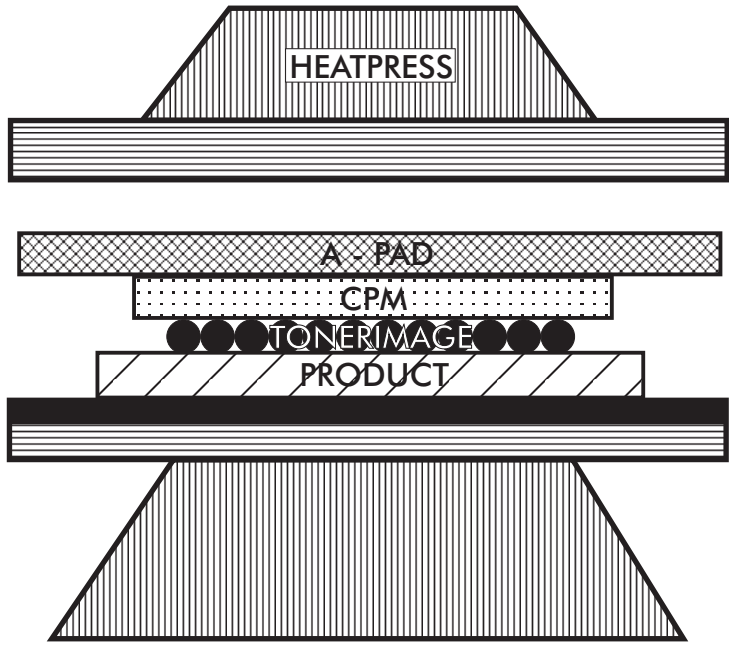


All CPM




Note: Clean surface of the product before transfer! Leave a small unprinted border around the image!



Strip off the backing paper after cooling down.
Tip: Apply extra heat for glossy finish and higher durability!

Note: For certain Substrates/Materials/Products you can use the SoftPad or the Application Sponge instead of the Apad. This will allow to reduce pressing time. Please consult your MagicTouch Support Team for more details.

PRINT

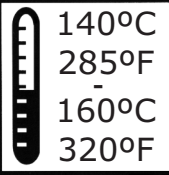


CPM



MIRROR

PRESS



140°C
285°F
-
160°C
320°F



1-2 MIN



60 PSI
MEDIUM

PEEL



WARM